




Process to Submit Exhibition Games to Ontario Basketball

1. Log onto <http://registration.sportsavvy.com/oba>
2. When logged onto the SportSavvy Registration site, ensure that you are on the “Exhibitions” tab. To submit an exhibition game for sanctioning, click “Add Exhibition”.



3. On the “Add Exhibition” page, please input the following information:
 - Game Date
 - Home Team
 - Visitor Association (Club)
 - Visitor Team

Once completed, click “Save”.

Add Exhibition

* **Game Date**
09/05/2018

* **Home Team**
U10 Novice Boys : Savvy 2018 Team


* **Visitor Association**
SportSavvy Travellers

* **Visitor Team**
U10 Novice Boys : Second Team

Notes

Save Cancel

4. Your exhibition game will now be displayed with the status “Pending”. If you need to make a change to the information you submitted, click “Edit”.




The screenshot shows the Ontario Basketball website interface. At the top, there is a navigation menu with links for CLUB INFO, PLAYERS, HELPERS, TEAMS, TOURNAMENTS, CART, TRANSFERS, EXHIBITIONS (highlighted in red), and LOG OFF. Below the navigation is a header section with the Ontario Basketball logo and a background image of a basketball player. The main content area is titled "Exhibitions" and contains a table with the following data:

Game Date	Home Team	Visitor Team	Status	Actions
Sep 05, 2018	Savvy 2018 Team	Second Team	Pending	Edit

Below the table is a red button labeled "Add Exhibition".

5. Once the game is “Sanctioned” by Ontario Basketball staff, you will have the ability to add the score. When the game score is submitted, the status will change to “Scored”.



The screenshot shows the Ontario Basketball website interface. At the top, there is a navigation menu with links for CLUB INFO, PLAYERS, HELPERS, TEAMS, TOURNAMENTS, CART, TRANSFERS, EXHIBITIONS (highlighted in red), and LOG OFF. Below the navigation is a header section with the Ontario Basketball logo and a background image of a basketball player. The main content area is titled "Exhibitions" and contains a table with the following data:

Game Date	Home Team	Visitor Team	Status	Actions
Sep 05, 2018	Savvy 2018 Team	Second Team	Sanctioned	Score

Below the table is a red button labeled "Add Exhibition".

Score Exhibition

* Home Score (Savvy 2018 Team)

* Visitor Score (Second Team)

[Save](#) [Cancel](#)

Exhibitions

Game Date	Home Team	Visitor Team	Status	Actions
Sep 05, 2018	Savvy 2018 Team	Second Team	Scored	<input type="button" value="Score"/>

6. When the game score is approved by Ontario Basketball staff, the status will change to “Approved” and the game result will show on the teams' results pages.

CLUB INFO PLAYERS HELPERS TEAMS TOURNAMENTS CART TRANSFERS **EXHIBITIONS** LOG OFF

Exhibitions

Game Date	Home Team	Visitor Team	Status	Actions
Sep 05, 2018	Savvy 2018 Team	Second Team	Approved	

Sep 05, 2018	Rep. Team:U10 Novice Boys	SportSavvy Travailleurs:Savvy 2018 Team	52	SportSavvy Travailleurs:Second Team	50
--------------	---------------------------	---	----	-------------------------------------	----

If you have any questions regarding exhibition game sanctioning, please email Emerson emolina@basketball.on.ca